




POWER OF SIMPLICITY

Country wise Item Sales Summary Report– 1.0



Alpha Automation Pvt. Ltd.

Head Office

104-The Grand Apurva, Nr. Hotel Fortune Palace,

Nr. Digjam Circle, Airport Road - JAMNAGAR –Gujarat (India)

Phone No. : +91-288-2713956/57/58, 9023726215/16, 9099908115, 9825036442

Email : mail@aaplautomation.com

Branch Office

Rajkot : 807-Dhanrajni Complex, Nr. Hotel Imperial Palace, Dr. Yagnik Road, RAJKOT (Gujarat).

Gandhidham : 92-GMA Building, 2nd Floor, Plot No. -297, Sector-12B. GANDHIDHAM (Gujarat)

© 2020 Alpha Automation Pvt. Ltd. All rights reserved.

Tally, Tally 9, Tally9, Tally.ERP, Tally.ERP 9, Shoper, Shoper 9, Shoper POS, Shoper HO, Shoper 9 POS, Shoper 9 HO, Tally Developer, Tally. Server 9, Tally Developer, Tally. Developer 9, Tally.NET, Tally Development Environment, Tally Prime, TallyPrimeDeveloper, Tally Prime Server, Tally Extender, Tally Integrator, Tally Integrated Network, Tally Service Partner, Tally Academy & Power of Simplicity are either registered trademarks or trademarks of Tally Solutions Pvt. Ltd. in India and/or other countries. All other trademarks are properties of their respective owners.

Version: Alpha Automation Pvt. Ltd. / Country wise Item Sales Summary Report/1.0/ Nov-2020

Country wise Item Sales Summary Report– 1.0

Introduction

- With this add-on, User can generate Country wise Item Sales Summary Report.
- User can select Specific Country and Filter the Report based on Selected Country.

Benefits

- This Report helps the user to Analyze Item Specific Sales in Various Country.
- Report displays Item Wise Total Sales Qty and Amount Country Wise.

What's New?

- Compatible with Tally Prime

Important!

Take back up of your company data before activating the Add-on.

Once you try/purchase an Add-on, follow the steps below to configure the Add-on and use it.

Installation

1. Copy the TCP file in TallyPrime Folder.
2. Gateway of Tally → F1 (Help) → TDL & Add-on → F4 (Manage Local TDL) → Select Yes in Load TDL on Startup and give the file name of TCP File. After pressing the Enter Key will show TDL Status which should be as Loaded.

System requirements:

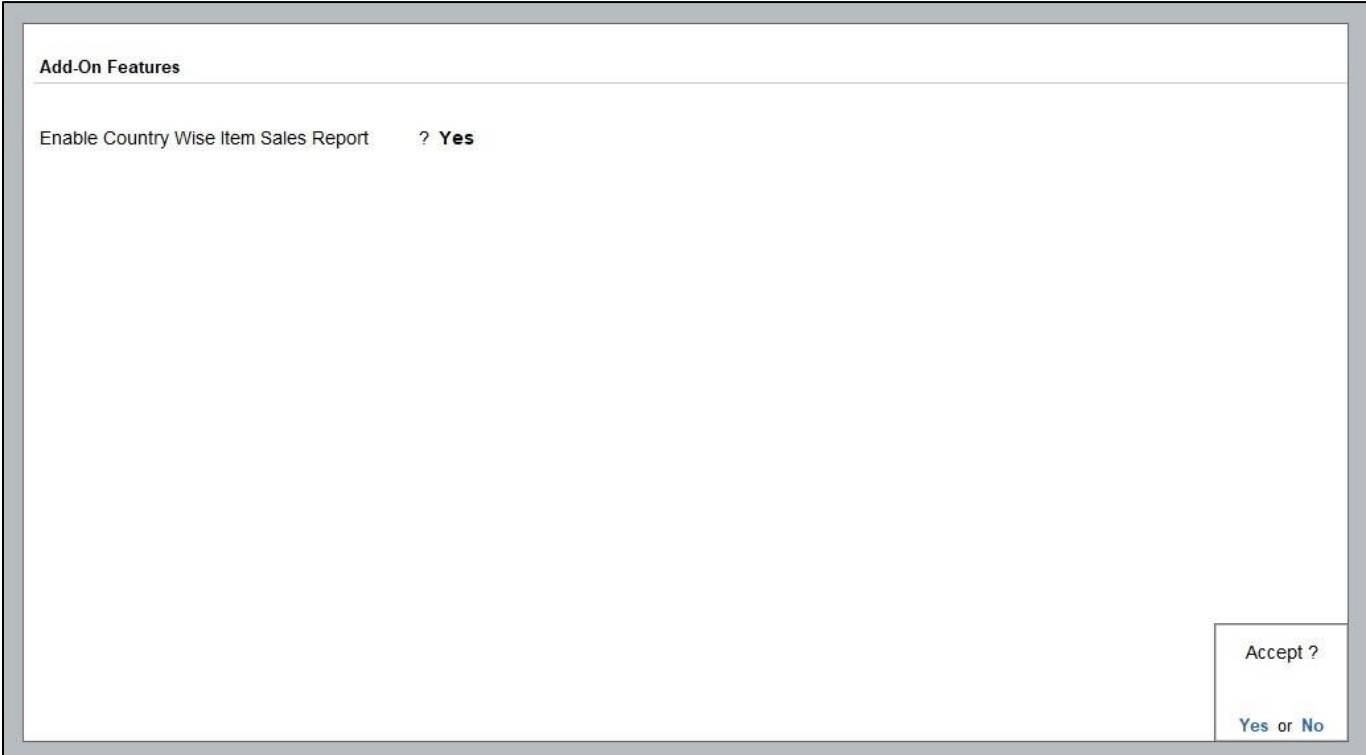
No additional hardware / software infrastructure is required for executing and operation this applications module

1. Activate the Add-on.

For TallyPrime Release 1.0

Go to **Gateway of Tally → F1: Help → TDL & Add-On → F6: Add-On Features**. Alternatively, you may press **CTRL + ALT + T** from any menu to open TDL Management report and then press **F6: Add-On Features**

Set “**Yes**” to the option “**Enable Country Wise Item Sales Report?**”

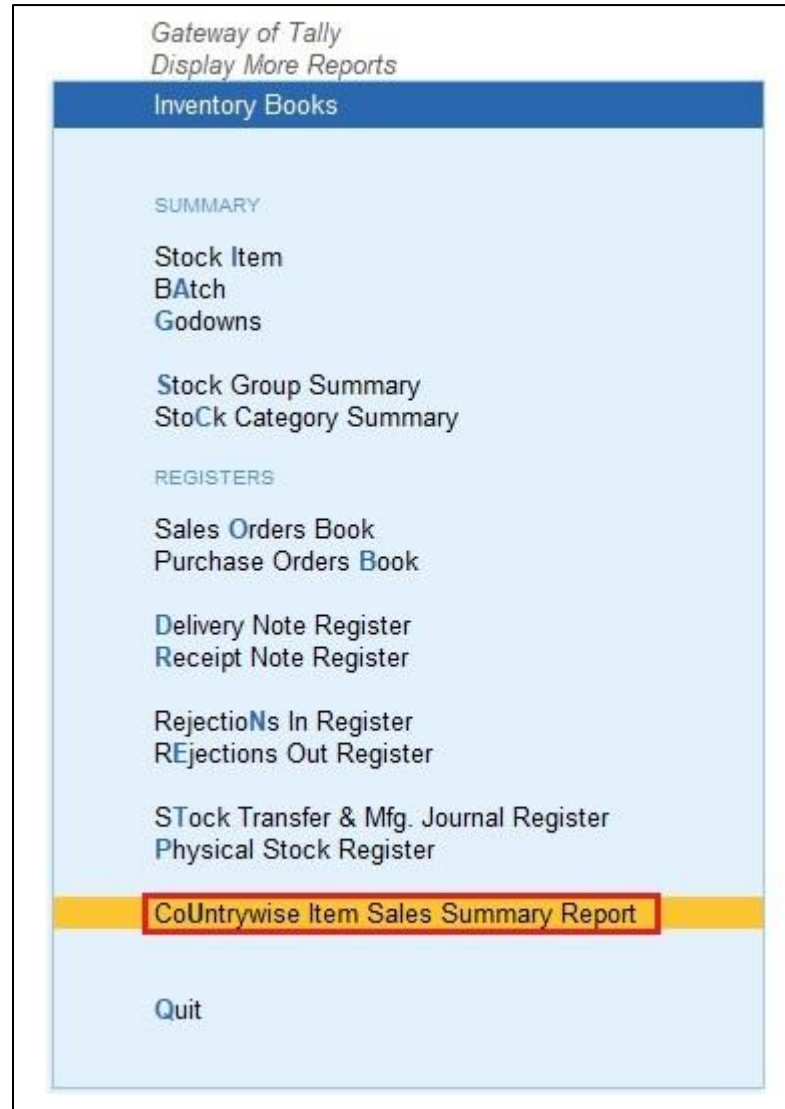


Add-On Features	
Enable Country Wise Item Sales Report	? Yes

Accept ?
Yes or No

Detailed User Guide:

1. Gateway of Tally → Display More Reports → Inventory Books



2. Country Wise Item Sales summary Report as shown below:

Country Wise Item Sales Summary Report			
Country Name		Particulars	
		Total Quantity	Total Amount
Australia	Bales	4 kgs	4,000.00
Australia	Key Board	2 Nos	2,000.00
Australia	Brass-Pin	8 Nos	8,000.00
Australia	CD Drive	2 Box	2,000.00
India	Book	7 Nos	7,000.00
India	Pen	16 Nos	25,150.00
India	Door Knockers	12 Box	3,05,000.00
India	Key Board	5 Nos	5,000.00
India	Assemble P7	7 Nos	1,08,050.00
India	Assemble P8	8 Nos	85,230.00
India	HCL PIV	16 Nos	79,512.50
India	IBM PIV		20,000.00
India	Bales	12 kgs	37,682.40
India	Brass-Pin	16 Nos	1,44,000.00
India	KDK 10 Users	6 Nos	21,428.58
India	KDK 50 User	4 Nos	10,000.00
India	KDK 25 Users	5 Nos	2,000.00
India	Tally Auditor	4 Nos	20,000.00
India	Tally Multi User	3 Nos	45,000.00
India	Tally Single User	2 Nos	20,000.00
India	Printer	14 Nos	1,35,000.00
India	Pen 1	15 Nos	7,500.00
India	Brass Pin 1		5,000.00
India	Bearing-1		1,000.00
India	Bearing-2		100.00
India	Dell Laptop	1 Nos	18,000.00
India	Mouse		5,571.43
India	Bearing-3		1,000.00
India	Any Desk	19 Nos	1,90,000.00
India	Any Desk1	3 Nos	30,000.00
India	Tdi Customization	3 Nos	15,000.00
India	RTGS Customization	7 Nos	28,000.00
India	Quick Heal	3 Nos	24,000.00
India	Calculator	12 Box	24,000.00
India	CD Drive	10 Box	10,000.00

3. Search Country wise (F3) as shown below:



4. Specific Country Wise Item Sales Report as shown below:

Country Wise Item Sales Summary Report		Webmine Solutions		1-Apr-20 to 31-Mar-21		F2: Period
Country Name		Particulars		Total Quantity	Total Amount	F3: Search Country
Australia	Bales			4 kgs	4,000.00	
Australia	Key Board			2 Nos	2,000.00	
Australia	Brass-Pin			8 Nos	8,000.00	
Australia	CD Drive			2 Box	2,000.00	

FAQ

Which version/release of TallyPrime does the add-on support?

This add-on will work only from Tally Prime Release 1.0 onwards.

How will I get support for this add-on?

For any functional support requirements please do write to us on mail@aaplautomation.com or call us at +91-288-2713956/57/58, +91-9023726215/16, 9099908115, 9825036442.

If I need some enhancements / changes to be incorporated for the add-on, whom should I contact?

Please to write to us on mail@aaplautomation.com with your additional requirements and we will revert to you in 24 hours.

Will new features added be available to us?

We offer one year availability of all support and new features free of cost. After one year, nominal subscription cost will be applicable to you to continue to get free support and updates.

What will happen after one year?

There is no fixed annual charge to be payable mandatory. However if any changes are required in our Add-On to make compatible with New Release of TallyPrime then the modification Charges will be applied.

I am using a multi-site. Can I use the same Add-on for all the sites?

No, one Add-on will work only for 1 site. You need to purchase again if you want to use the same Add-on for more sites.

TDL Management screen shows errors with the Add-on. What do I do?

Check whether the error is because of the Add-on or because of clashes between 2 TDLs (An add-on is also a TDL). In case of clashes, disable one or more TDLs and check which TDL has the error. If the Add-on has a problem, you can report it to us.

My Tally went into educational mode after installing the add-on. What do I do?

Go into **Gateway of Tally** → **Press F1 (Help)** → **TDL & Add-on** → **Press F4** and remove the Add-on from the list and Restart Tally.